

- 1 **Tile movement joints with rubber insert**
- 2 **Highly durable**
- 3 **Easy to install**

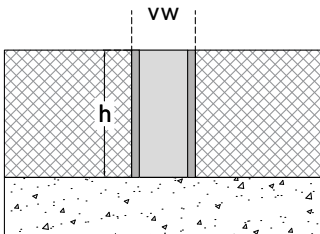
Standard version	Height h [mm]	Visible Width vw [mm]	Standard Length l [meter]
MTMIFA-10-10	10	10	2.44
MTMIFA-10-12.5	12.5	10	2.44
MTMIFA-10-15	15	10	2.44
MTMIFA-10-20	20	10	2.44
MTMIFA-10-25	25	10	2.44
MTMIFA-10-30	30	10	2.44
MTMIFA-10-50	50	10	2.44

Material Options














- Extruded Aluminum
- Insert Rubber

Finish Options

- Rubber insert available in different colors



Standard color range

 M Black - 1101	 M Grey - 1301	 M Grey - 2302	 M Grey - 5365	 M Grey - 5305
 M Grey - 9369	 M White - 2512	 M Grey - 6366	 M Beige - 1971	 M Beige - 5975
 M Beige - 6954	 M Beige - 11011	 M Beige - 1901		

Actual finish might vary from the illustration. If required, colour sample will be provided for approval.